

The background of the slide features a blurred image of a woman with short brown hair, smiling and looking towards the camera. She is wearing a light-colored, possibly white, top. The overall tone is professional and positive.

ilta09

leading technology | optimizing value

leading technology | optimizing value

Microsoft Office Collaboration Platform

Norm Thomas - Microsoft

Beau Mersereau - Fish & Richardson P.C.

Evan Callender - West Monroe Partners

Microsoft Office Transformation


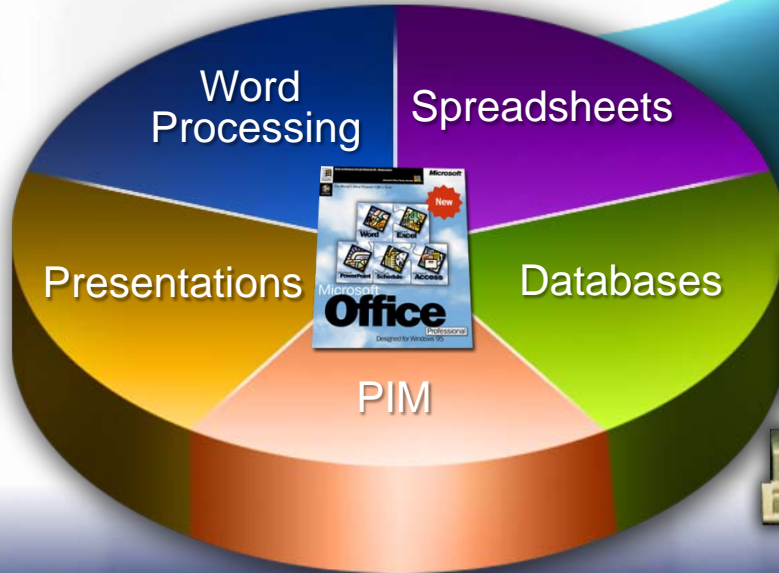
2007 Office system servers

- Office SharePoint Server
- Office Communication Server
- Exchange Server
- Office Project Server
- Office Groove Server

Today



1996



2007 Office system clients

- Outlook
- Word
- Excel
- PowerPoint
- Access
- Publisher
- InfoPath
- Communicator
- OneNote
- Groove
- Project
- SharePoint Designer
- Visio

ilta09

leading technology | optimizing value

je9qjua8 zecpuoioa8λ|obzxiwixjua8 λxi9e

Enabling Enterprise of the Future

Building on the 2007 Office system foundation



Enterprise Content Management

Author, manage and organize complex documents and content



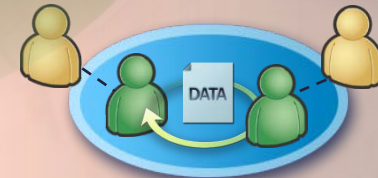
Communication & Collaboration

Keep communities, co-workers, partners and customers in sync



Individual Impact

Amplify the impact of your people



Business Process & Business Intelligence

Make the right information available throughout the business process

Office Business Platform

Make it simple to build client & web-based business applications

Manageability & Security

Make it easy to manage and deploy around the globe

Collaboration Examples

- **SharePoint**
 - Team sites
 - Extranet – collaborating outside the 4 walls
- **InfoPath**
 - Site Creation and Management process
 - Business workflows
- **OneNote**
 - Shared Workbooks – Live Session
 - Good for team documentation, shared notes

SharePoint

- Document workspaces
 - When should a document workspace site be used over simple version tracking collaboration?
 - Comments stored inside or outside the actual document. Which is better?
- PowerPoint libraries – limit the time to bring together a presentation, or let different departments own and manage shared slides
 - Edit a slide at a time without the need to “lock” the entire presentation
 - Pull from standard decks and compile presentations from SharePoint
- Collaboration and Team Sites

PPT Slide Library

New ▾ Upload ▾ Actions ▾ Settings ▾ Copy Slide to Presentation										View: All Slides ▾
Thumbnail	Slide Ordering	Name	Description	Assigned to	Modified By	Modified	Checked Out To	Presentation	Applies To	
	1	SharePoint as an Extranet	SharePoint as an Extranet	Kelli	Evan R. Callender	5/6/2009 1:13 PM		Extranet Webinar Presentation	Self Study	
	2	Webinar Overview	Webinar Overview	Kelli	Evan R. Callender	5/6/2009 1:13 PM		Extranet Webinar Presentation	Webinar	
	3	Agenda	Agenda		Evan R. Callender	5/6/2009 1:13 PM		Extranet Webinar Presentation	Webinar	
	4	Presenter Bios	Presenter's Bios	Emily	Evan R. Callender	5/6/2009 1:13 PM		Extranet Webinar Presentation	Webinar	
	5	Our Solutions	Our Solutions	Chris	Evan R. Callender	5/6/2009 1:13 PM		Our Solutions	Webinar	
	6	What is an Extranet	What is an Extranet?	Emily	Evan R. Callender	5/6/2009 1:13 PM		Extranet Webinar Presentation	Webinar	
	7	Benefits	Benefits	Chris	Evan R. Callender	5/6/2009 1:13 PM		Extranet Webinar Presentation	Self Study	
	9	Industry Trends	Industry Trends	Chris	Evan R. Callender	5/6/2009 1:13 PM		Extranet Webinar Presentation	Self Study	
	10	Uses of an extranet	How can an extranet be used?	Chris	Evan R. Callender	5/6/2009 1:13 PM		Uses of an extranet	Self Study	

- [View All Site Content](#)
- Services**
 - [Inter-station Assistance](#)
 - [EPRI](#)
- CANPAC**
- CIQB Specific**
 - [CIQB QAM & Procedures](#)
 - [Qualifications Schedule](#)
 - [Working Documents](#)
 - [Administration Documents](#)
 - [Action List](#)
- [Recycle Bin](#)

Home > Services > CANDU Inspection Qualification Bureau (CIQB)

The CIQB was established to provide the Members with a cost effective means of complying with the "Performance Demonstration" Clause of CAN/CSA N285.4.

The initial focus is on developing standard Inspection Specifications for fuel channels, feeders, steam generators and piping/vessels. Once the inspection specifications are complete, the CIQB will engage in the qualification of both inspection procedures and personnel on behalf of both Canadian and international CANDU utilities.

Program Manager: John Baron, Tel.: (416) 595-1888 x157, E-mail: john.baron@candu.org
Senior NDE Specialist: KiSang Jang, Tel.: (416) 595-1888 x131, E-mail: kisang.jang@candu.org
Participants: BP, COG, HQ, KHNP, NASA, NBPN, OPG, SNN

What's New

Meeting with Canadian Regulator

by John Baron

8/19/2009 3:59 PM

Representatives of the Canadian licensees, plus CIQB, met with the Canadian Regulator (CNSC) on 12 June to discuss progress and status of the CIQB. The CNSC expressed satisfaction with the progress to date and added that the CNSC they have continuing...

Progress Report to 30 June

by John Baron

8/19/2009 3:59 PM

Progress report to end June now posted in Working docs, Project management

CINDE PA-UT Course Material

by John Baron

8/19/2009 3:59 PM

3 COG Staff members attended the seminar at the Canadian Institute for NDE (CINDE) where the new phased array course was rolled-out. The course is of 80 hours with emphasis on hands-on training. It is claimed that the course syllabus compares well...

Technical Justification for Skewed Flaw Angle

by KiSang Jang

8/19/2009 3:58 PM

"Technical Justification on the Adoption of Skewed Flaw Angle of 10 Degrees in Target Flaw Size" (COG-JP-4027-V12) now posted in Publications

[Add new announcement](#)

Minutes of Meetings

Type Name

	IQSC	
	Technical Committee	

[Add new document](#)

Published Documents

Name	Document ID	Item Title	Publishing Date
COG-JP-4027-V12.pdf	COG-JP-4027-V12	Technical Justification On The Adoption Of Skewed Flaw Angle Of 10 Degrees In Target Flaw Size	7/30/2009
COG-JP-4027-V08-R01.pdf	COG-JP-4027-V08-R01	CANDU Steam Generator Tube Condition Monitoring Limit	6/29/2009

Committees

Item Title	Group Member	E-Mail
Committee Name : Fuel Channel Technical Committee (6)		
BP	Larry Micuda	Larry.Micuda@brucepower.com
HQ	Luc Pedneault	Pedneault.luc@hydro.qc.ca
NASA	Carlos Antonaccio	cantonaccio@na-sa.com.ar
NBP	Peter Martin	pmartin@nbpower.com
OPG	Nick van den Brekel	Nick.vandenbrekel@opg.com
SNN	Ovidiu Toma	otoma@cne.ro
Committee Name : Piping Vessel Technical Committee (6)		
BP	Marjorie Harmsen	marjorie.harmsen@brucepower.com
HQ	Gilles Rousseau	Rousseau.gilles@hydro.qc.ca
NASA	Luis Pereyra	lm.pereyra@hotmail.com , lpereyra@na-sa.com.ar
NBP	Peter Martin	pmartin@nbpower.com
OPG	Songyan Yang	songyan.yang@opg.com
SNN	Ovidiu Toma	otoma@cne.ro

Committee Name : Steam Generator Technical Committee (8)

Committee Name : Steering Committee (8)

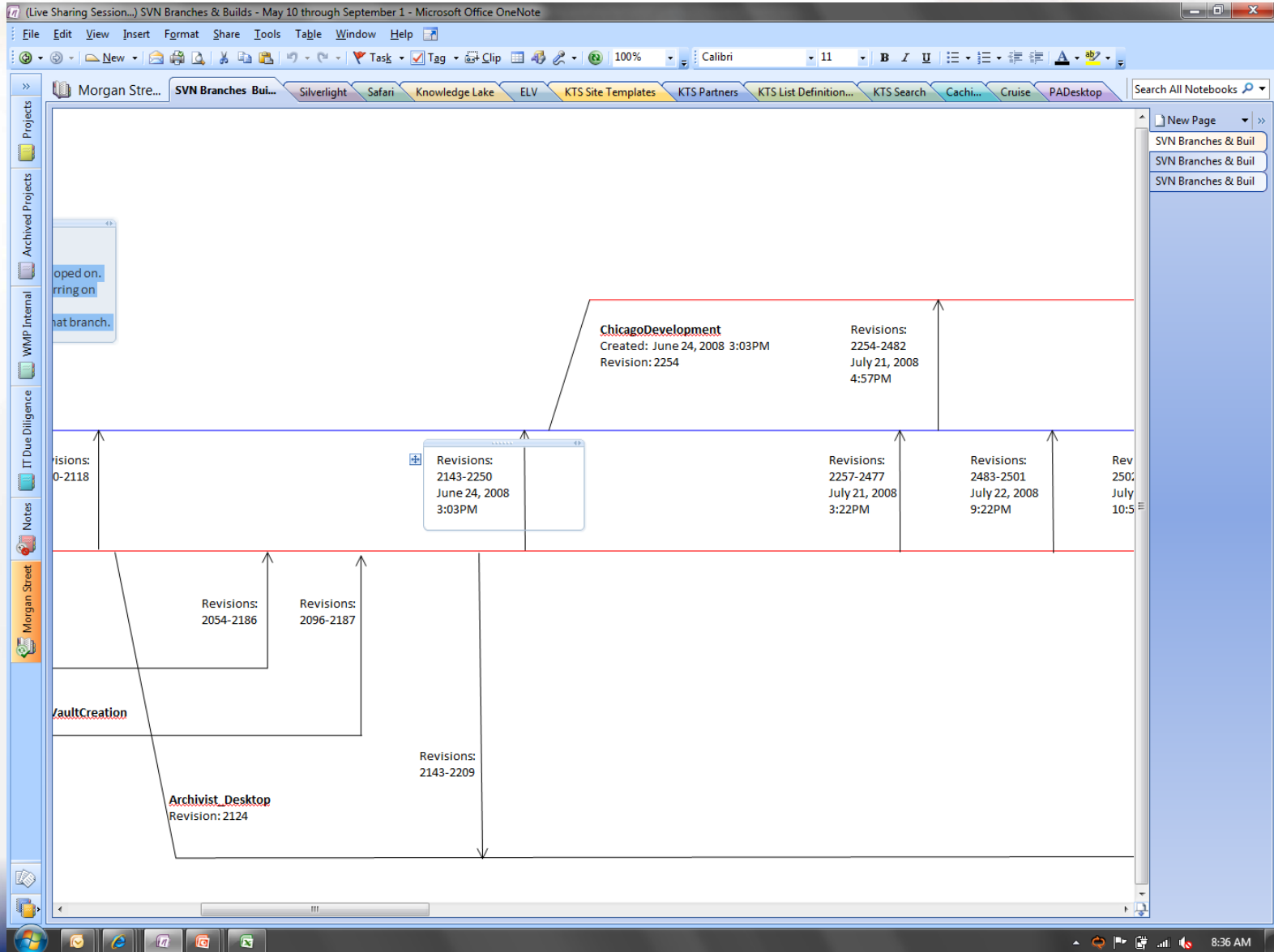
Project Calendar

There are currently no upcoming events. To add a new event, click "Add new event" below.

[Add new event](#)

OneNote

- How can OneNote improve collaboration over Word or Excel documents across a team?
- Storing OneNote files on SharePoint: What are the gotchas?
 - Versioning
 - Check in/out
- Examples:
 - Release cycle management and code branch documentation
 - Central note sharing for team meetings
- Live Sharing Sessions – The White Board



InfoPath

- Paper based processes where users struggle to track and report on status
 - On-boarding/Off-boarding
 - IT procurement
 - Vacation Requests
- Do my users need InfoPath installed locally?
- Why InfoPath and not just use a SharePoint list or custom .NET forms?

- Managing security of project sites
- Works for both Intranet and Extranet based sites
- Controls to taxonomy and folder structure of team sites

A new project has been created. You must set up ASP - MOSS 2007 Upgrade in KNET

Project Folder

Which Project Folder Template would you like to use?

Technical

Folder Template Description
This is the default folder layout for Technical projects. It contains folders for all major phases.

Project Security

Is this a highly secure project?
Making a project highly secure means that no one will be able to see any of the documents or the project site except for the users and groups that you select.

Yes
 No

Access Rights
Select the Users and Groups that need to have permissions to the highly secure project.

Project Administrators
The project manager will automatically be added to the project administrators

Select... Evan R. Callender

Project Members

Select... Jill Schubmehl

Project Readers (will get read-only access to the site and folders)

Select... Douglas E. Armstrong; Michael Messeih

Project Site

Would you like to use a Project Site for this Project?

Yes
 No

Which Site Template would you like to use?

West Monroe Project Site Template

- The email to the administrator will contain a link to an approval page
- The administrator reviews the project details and can include comments if necessary
- If the site request is approved, a workflow is triggered and the site will be automatically created within SharePoint
- Also, the user who requested the site will be notified via email that the site has been created

Project Site Request

Review the details for the project site request below. Select "Approve" to confirm that this is a valid Clarity project or "Reject" for invalid Clarity project numbers. You may edit the project name to match Clarity, as appropriate.

Project Details

Clarity project number: 20260137

Project name as listed in Clarity:

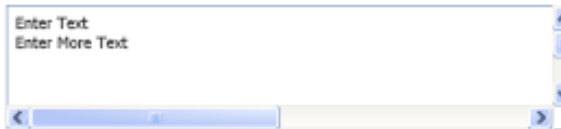
Project site requestor: Rubble, Betty

Project manager: Jetson, George

Back-up project manager: Bennett, Claire

Type comments to include with your response:

Enter Text
Enter More Text



Approve >>

Reject >>

Cancel >>

- Flexibility to route to different departments or individuals for action
- Integration with AD to pull additional employee information
- Approval tracking and custom selection of approval list

InfoPath

ADM Employee Termination Form

Employee/AccountID:	Employee ID Number:	
<input type="text"/>	<input type="text"/>	
Employee Name :	Location ID:	
<input type="text"/>	<input type="text" value="Select..."/>	
Today's Date:	Due Date:	Termination Date:
<input type="text" value="7/8/2009"/>	<input type="text"/>	<input type="text"/>

Notes:

Immediate Need for Termination:

Approved Declined

HR:

ilta09

leading technology | optimizing value

leading technology | optimizing value

DEMO

Committed to the Future

- World's leading software provider for Information Workers
- Focused on the needs of the Information Workers of today and tomorrow
- Delivering an integrated business productivity infrastructure
- Q & A

